




Master Catalogue
Silk Series - 2



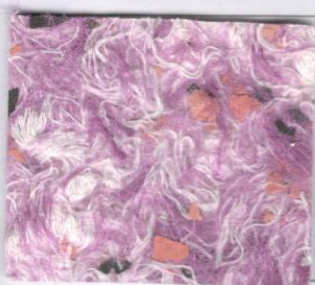
RXW[®]
GROUP

Silk Siva
Liquid Wallpaper





216




217



218



219



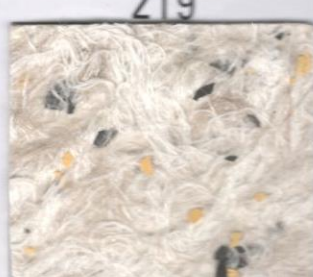
220



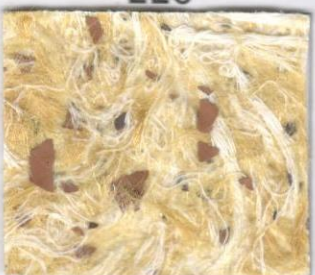
221



222



223



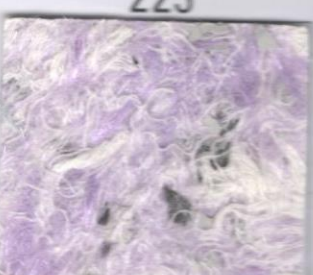
224



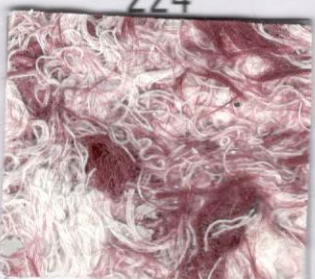
225



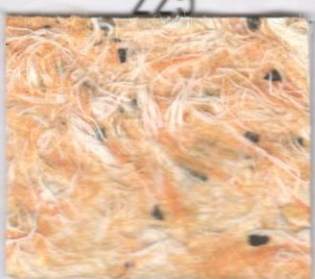
226



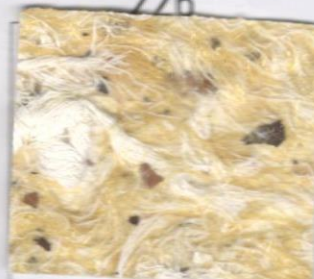
227



228



229




230



231




379



380



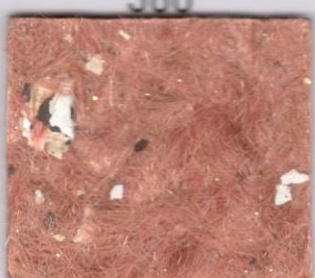
381



382



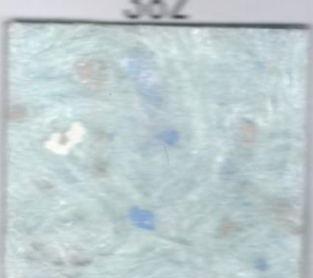
383



384



385



386

Glitters are not included in the set and are supplied separately

The samples presented do not fully reflect the colour and texture of the material because of their small size



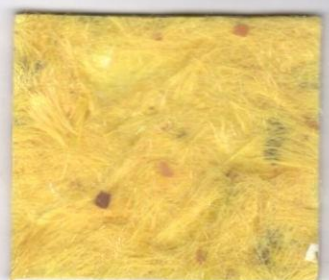
387



388



389



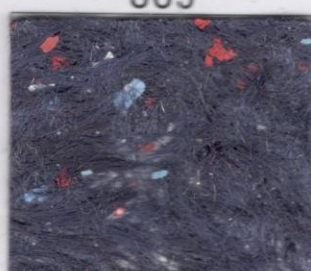
390



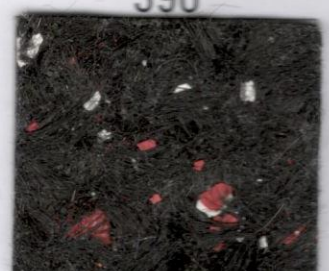
391



392



393



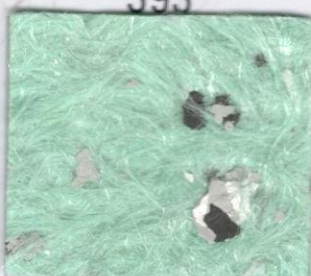
394



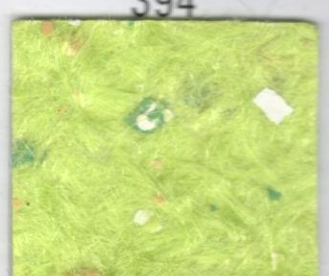
395



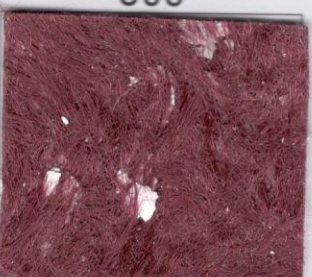
396



397



398



399



1

Pour warm water into a specially prepared plastic vessel.



2

Pour the contents of the bag into the water.



3

Mix well soaked mass by hand.



4

Atleast soak for 1-2 Hrs maximum - 36 Hrs



5

Immediately before applying wetted liquid wallpaper must be manually mixed.



6

Applying liquid wallpaper to the prepared surface is made with a plastic trowel.

Carpet Links is based on silk fibers and designed for covering the interior of residential and commercial places.

It offers an advantage of high attachment tenacity with surface, elasticity and it can be used as decorative material for covering walls, ceilings, wood and non-rectilinear parts of the surface.

It combines the best advantages of traditional roll wallpapers and textile wallpapers. The product is ecologically clean.

Properties:

- Eco Friendly
- Seamless Surface
- Permeable Surface
- Heat Insulation
- Sound Insulation
- Frost Resistance
- Anti-Dust
- Hides a cracks and imperfections on walls
- Repairable
- *T & c Applied

Surface Preparation:

- A surface must be clean and dry
- Old wallpaper, Whitewash and other metal parts must be removed. Parts of the surface which are dirty or peeling of must be cleaned
- One coat of acrylic primer is must for all surfaces (Mandatory)
- The surface must be smoothed with gypsum plaster and then coated with acrylic primer of high penetration (Optional)
- Fiber board of different kinds and plywood must be covered with white concentrated acrylic primer

Instructions on Application:

- Pour warm water in a bucket
- If available, add Glitter (Optional)
- Pour contents of the bag into the water
- Mix the material by hand or even better If you use Putty machine
- Soak the material for Min 1 Hr - Max 12 Hrs
- Immediately before applying, it must be manually mixed once again
- Take Trowel and start applying material on the surface left to right or Top to bottom.

Material Consumption: One package covers 45-50 Sft.

Storage Life : Life long

Time of Drying Out: 24-48 hours at +25°C, area must be ventilated.

CARPET LINKS

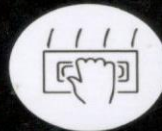
#13/1, 2nd Floor, 1st Temple Street,
Near Food Camp, Malleshwaram,
Bengaluru - 560 003.

Ph. : 080 2346 2327. | Mob : 98444 79997

E-mail : sales@carpetlinks.co.in

carpetlinks@rediffmail.com

Web : www.carpetlinks.co.in



HEAD OFFICE

RXW GROUP

CARPET LINKS - BENGALURU - 560 003.